

A high-angle, wide shot of a dense urban skyline, likely Hong Kong, with numerous skyscrapers and buildings. The image is overlaid with a semi-transparent blue filter. The title text is centered over the lower half of the image.

Implementing Touchless Access into Your Building

The Genea Difference

Genea's family of solutions is designed to improve commercial real estate operations through cutting-edge technology.



75 Net Promoter
Score



98% Customer
Retention



24/7/365 Support

HARDWARE AGNOSTIC Designed to work with your existing hardware

INTEGRATIONS

Integrate with the software your buildings and tenants use everyday

NO SET UP FEES

Our solutions can be set up with little to no upfront costs

ONGOING SUPPORT Genea is committed to supporting your building and tenants

“ Our dedication to service is the reason we can proudly say we have a 99% customer retention rate. By offering unparalleled customer support 24 hours a day, 7 days a week, 365 days a year, we demonstrate our commitment to you when you need us most.

That's the Genea difference. ”



Why We Believe Offices Will Remain Relevant

1. Have you worked at home with kids?
2. Offices provide a sense of belonging and serve as the locus of culture for companies
3. Offices inspire and enable collaboration between employees that cannot be replicated by remote work
4. Offices create a sense of loyalty and community between employers and employees
5. Seriously, have you worked at home with kids?



Risk Factors in Today's Security Environment

- Too many common touch points for thousands of people daily
- Heavily weighted to close physical interactions

VISITOR MANAGEMENT


- iPads for guest registration
- Close interaction with building staff

ACCESS CONTROL SECURITY

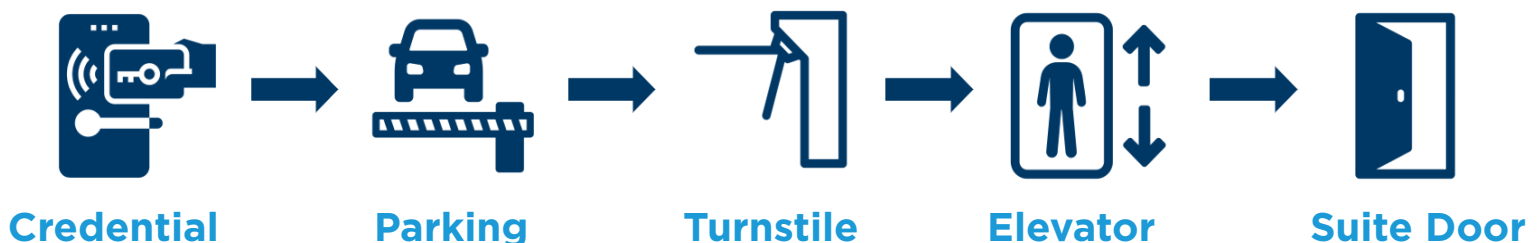
- Door handles
- Touched-based readers and biometrics
- Elevators

Looking for an all-in-one security solution?

[Contact us](#) to learn how Genea can automate your office access control and visitor management systems in one easy-to-use portal.



The Touchless Access Journey



*Applies to both Tenants & Visitors



Visitor Management

ENABLE GUEST PRE-REGISTRATION

- Increases guest throughput and streamlines the lobby

ADOPT MOBILE QR CODE SCANNING FOR CHECK IN AND ACCESS

- Remove shared cards and printed badges

ELIMINATE SHARED IPADS OR TABLETS FOR CHECK IN

- Have building staff operate for guests to provide a seamless entry or utilize personal devices for pre-check in

KEEP THINGS SIMPLE: DON'T COMPLICATE HUMAN EXPERIENCE IN THE NAME OF SAFETY

- Install plexiglass at front desk to protect security and concierge staff

Procedural Changes for Building Access

1. Implement mandatory PPE in lobbies/common building areas
2. Mandate that all sick people stay home, regardless of illness
3. Keep amenities such as shared conference rooms and gyms closed until further notice
4. Create a queuing area for elevator access
 - Keep hand sanitizer stations in elevator lobby as well
5. Stagger start times for tenants
 - Extend building operating hours if necessary



Benefits of a Cloud-based System

1. Easiest way to enforce the procedural and systematic changes for access management
2. Enables remote management of systems
3. Remote control of doors on building-by-building basis
4. Automatic multi-channel alerts for occupancy violations, doors held and other policy violations
5. Enforce policy and technology changes across the portfolio on an asset-by-asset basis

Mobile Access

NOT A SHARED DEVICE

No physical hand-off or sharing provides cleaner credential

SECURE CREDENTIALING

Unlike physical keys, the digital credentials cannot be copied or shared

ONE CLICK PROVISIONING

Provision mobile keys with the click of a button



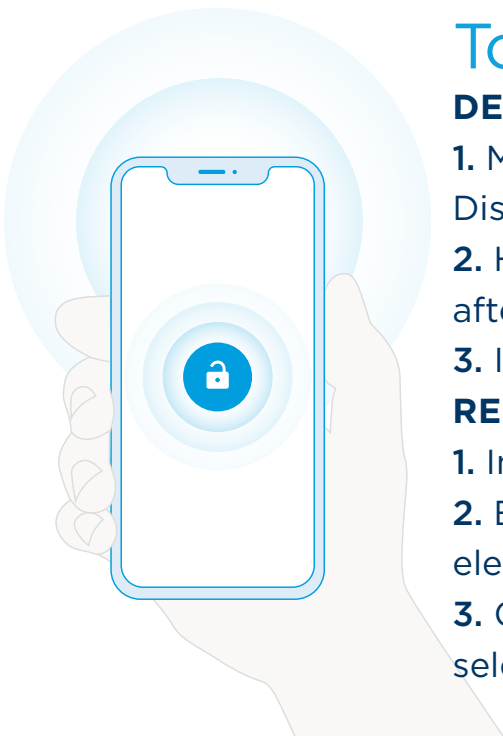
Touchless Elevators?

DESTINATION DISPATCH

1. Mandatory home-floor assignment in Destination Dispatch system
2. Have building staff member execute floor selection after credential scan
3. In-app floor selection

RELAY BASED ELEVATORS

1. Install hand-wave actuator at lobby
2. Ensure that there are hand sanitizer stations at elevator lobby
3. Genea is currently researching how to do floor selection via relay in an application



Door Handle Alternatives (Quick fix/low cost solution)

Both options work with access control systems



Wrist Operated Handle*



Foot Operated Pedal*

*Not Genea products

Automatic Door Openers (Long term/more costly investment)

TYPES

- Full energy: Automatically opens door based on motion
- Low energy: Operates only when prompted by reader or push button
- Concealed: Ceiling/floor mounted door openers
- Surface Mount: Mounted directly to door, better for retrofitting existing doors

COSTS

- Devices typically range from \$1200-\$4000 depending on the type of door and opener
- Installation can range from \$1000 to \$5000 depending on device type, door setup and location (City by city variance for labor cost)

Thermal Cameras

PRACTICAL LIMITATIONS

Temperature scanning variance caused by environment

- Hot Temperatures
- Walking
- Standing in the Sun

Operational limitations

- Waiting areas for scanning?
- What to do when someone scans with an above normal temperature?

Costs

- Wall mounted: \$1500+
- Handheld: \$1200+



Wall Mounted



Kiosk



Handheld

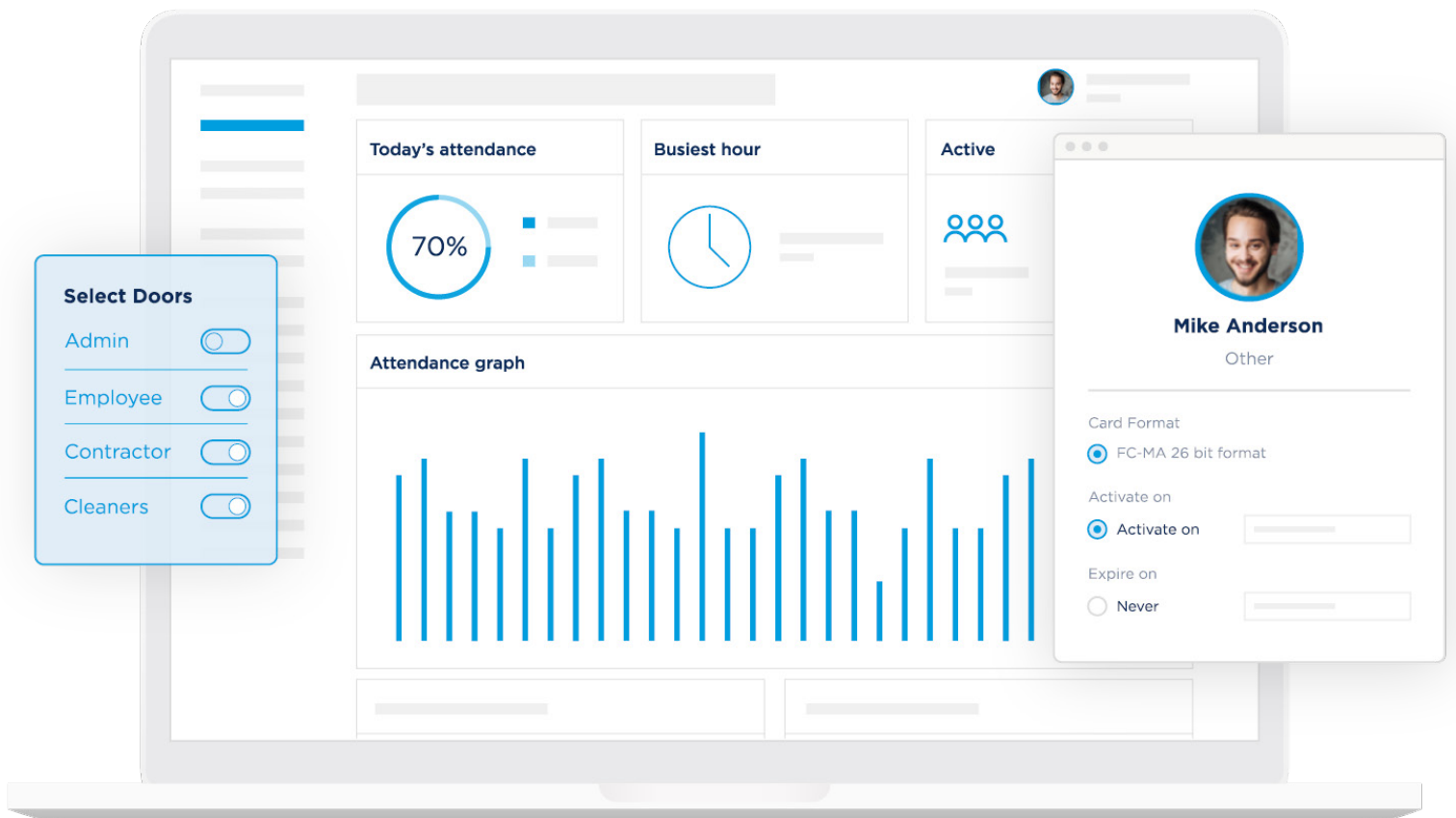
Key Takeaways: Touchless Security

EASY/LOW COST SOLUTIONS

- Install foot and elbow operated door openers
- Leverage mobile credentials and touchless readers
- Mandate everyone wear PPE in the lobby
- Stagger start times for tenants and extend building operating hours

MORE ADVANCED SOLUTIONS

- Install cloud-based system to enable touchless guest and employee access through integrated parking, turnstile and elevator access with mobile access credentials and QR codes
- Install automatic door openers at main entrances
- Upgrade destination dispatch with mandated home-floor assignments
- Use density counters to enforce occupancy restrictions, integrate to access control to restrict access at maximum capacity



Genea's Cloud-Based Software Solutions



GENEA SECURITY

Genea Security is a revolution in cloud-based security management. The perfect marriage of security and convenience, our system offers a modern, mobile-first solution, all while reducing costs and slashing admin times.



ON-DEMAND HVAC

Genea's overtime HVAC management system makes after-hours requests simple for tenants and property management teams. Through automation, our system slashes administration times and takes the guesswork out of billing, all while using your existing hardware and energy management system.



SUBMETER BILLING

Genea's cloud-based, automated system works with your existing networked and non-networked meters to streamline the submeter reading and billing process. Ditch the clipboards and spreadsheets and cut out costly billing mistakes once and for all.

Our Loyal Customers

CBRE **Hines**

TIER REIT

LINCOLN
PROPERTY
COMPANY



CommonWealth
partners

RXR

Colliers
INTERNATIONAL

PROPERTY
GROUP
PARTNERS

STREAM

LBA
REALTY

AVISON
YOUNG



TISHMAN SPEYER

 **Prudential**

 **CUSHMAN & WAKEFIELD**

Deutsche Asset
& Wealth Management



ROCKEFELLER
GROUP

PMRG

About Genea Security

Genea is the first security management software of its kind. It is built on a state-of-the-art platform with an emphasis on security and scalability.

Our mission is to help customers like you by providing a cloud-based access control system that's intuitive, open, accountable, and responsive.

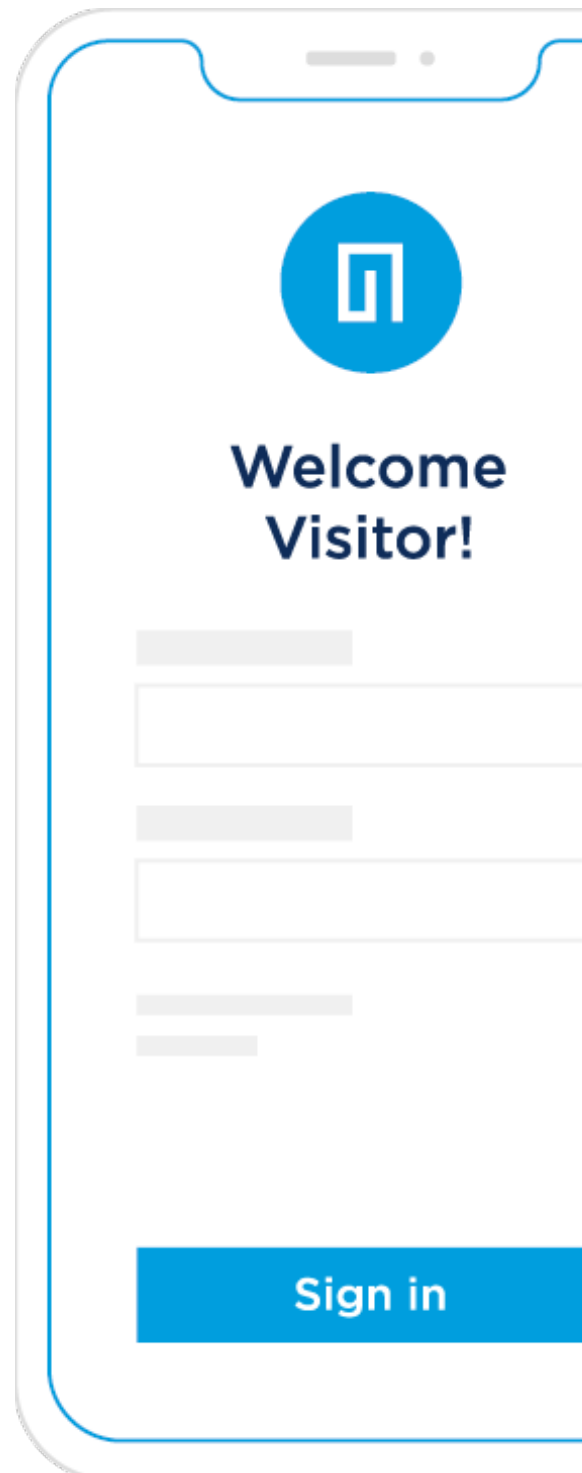
With Genea, you can manage credentials, monitor all access activity and assign mobile keys to any device.

See Genea in Action

Genea is the open cloud-based security for the modern growing business. Our API integrations with systems like Okta, Active Directory, and OneLogin allow you to manage your physical security system from your identity management platform.

Discover how our easy-to-use software can help you manage global access control for all your offices ensuring you're compliant with security policies and regulation.

SCHEDULE A DEMO





Support

Helpdesk help.getgenea.com
Email support@getgenea.com

Home Office

19100 Von Karman Ave. Suite 550
Irvine, CA 92612